

Washoe County School District
Agnes Risley Elementary School
2024-2025 Status Check

Table of Contents

Goals 3

 Goal 1: Student Success 3

 Goal 2: Adult Learning Culture 3

 Goal 3: Connectedness 4

Goals


Goal 1: Student Success





Aligns with District Priority

Annual Performance Objective 1: One hundred percent of students in grades K-5 will meet their typical growth target in reading on the third iReady Diagnostic. 50% of students who are two or more grade levels below on the first reading iReady Diagnostic will meet their stretch growth target on the third Diagnostic.

One hundred percent of students in grades K-5 will meet their typical growth target in math on the third iReady Diagnostic. 50% of students who are two or more grade levels below on the first math iReady Diagnostic will meet their stretch growth target on the third Diagnostic

Evaluation Data Sources: iReady final Diagnostic

Improvement Strategy 1 Details	Status Checks		
Improvement Strategy 1: iReady Students and teachers will utilize a lesson data tracker to monitor Personalized Path Lesson passage and minutes. Develop master schedule with specific time allocated for students to complete iReady personalized Path lessons. Conduct weekly reviews of student usage and lesson passage with the goal of students passing 3 or more reading and 3 or more math lessons each week. Formative Measures: Student Lesson Tracker Master schedule Weekly Personalized Instruction Summary Position Responsible: Classroom teachers and administration Student Groups This Strategy Targets: FRL, EL, At Risk - Evidence Level: Moderate Problem Statements/Critical Root Causes: Student Success 1	Status Check		
	Jan	Apr	June
	 25%		






 0% No Progress
  100% Accomplished
  Continue/Modify
  Discontinue

Goal 2: Adult Learning Culture

Aligns with District Priority

Annual Performance Objective 1: Classroom walk-throughs will indicate at least 75% of teachers consistently implement the four components of Teacher Clarity (Clarity of organization, clarity of explanation, clarity of examples and guided practice, clarity of assessment of student learning)






Evaluation Data Sources: walkthrough form and DigiCoach

Improvement Strategy 1 Details	Status Checks		
Improvement Strategy 1: PLCs Implement structured weekly PLC meetings with explicit agendas to discuss instructional practices, student data, and components of The Teacher Clarity Playbook. Lesson plans will identify formative assessments that will be used to inform and adjust instruction. Within PLCs, teachers will collaborate to analyze student data and adjust Tier 1 instruction in a timely manner. Design PLC agendas to include incorporating Teacher Clarity into instructional practices across grade levels and subject areas. Formative Measures: PLC Agendas Position Responsible: Administration, Instructional Coach, and Teachers Student Groups This Strategy Targets: FRL, EL, At Risk - Evidence Level: Moderate Problem Statements/Critical Root Causes: Adult Learning Culture 1	Status Check		
	Jan	Apr	June
			
<div><div> No Progress</div><div> Accomplished</div><div> Continue/Modify</div><div> Discontinue</div></div>			

Goal 3: Connectedness
Aligns with District Priority

Annual Performance Objective 1: The percentage of students identified as chronically absent in the 24-25 school year will decrease by 5% when compared to the 23-24 percent identified as chronically absent.

Evaluation Data Sources: Attendance Records

Improvement Strategy 1 Details	Status Checks		
Improvement Strategy 1: Home Visits/Family Engagement Use historical attendance data to identify students who are at risk of chronic absenteeism. Parent Teacher Home visits Weekly attendance meeting Formative Measures: IC and BIG attendance reports daily attendance reports Position Responsible: Principal Attendance Team Student Groups This Strategy Targets: Chronically Absent - Evidence Level: Strong, Promising Problem Statements/Critical Root Causes: Connectedness 1	Status Check		
	Jan	Apr	June
			
<div><div> No Progress</div><div> Accomplished</div><div> Continue/Modify</div><div> Discontinue</div></div>			